

2. Language Focus 1

How do I get to...?

Walk across the road.



Turn left / right into ...

2a. Read the following information carefully. Finish the practice.


(adapted from Longman Leap's teaching resources)

Part 1

In this part, you will learn to use prepositions to talk about locations.

The post office is next to the fire station.	
The post office is opposite the fire station.	
The post office is on your left / right .	


We can use prepositions to talk about where someone is.




Rita sits **next to** Tim.

Let's try to use prepositions to talk about places around town!





Where?

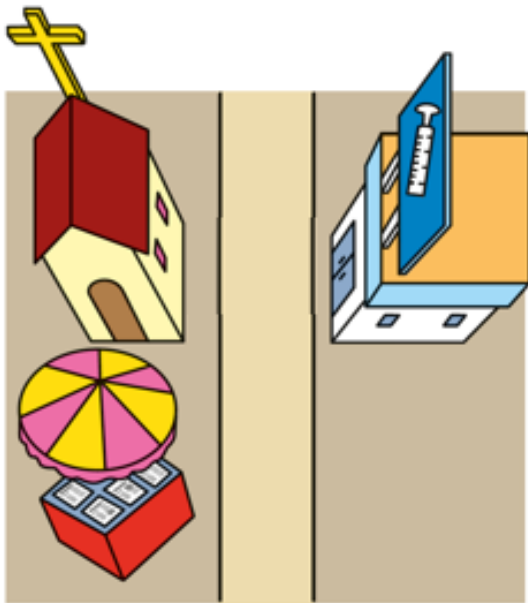


There is a bakery and a convenient store.



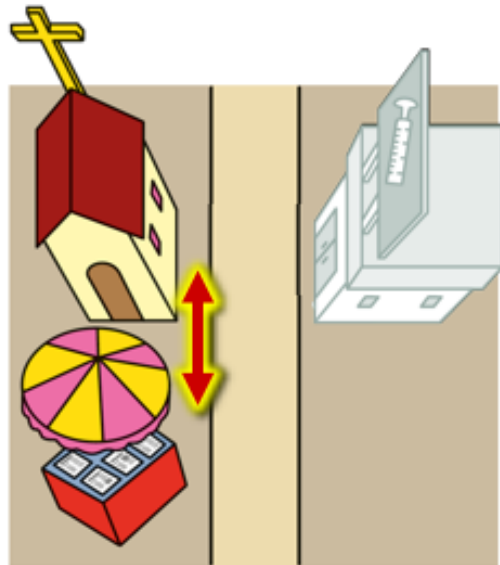
The bakery is **on your left**.

The convenient store is **on your right**.



There is a church, a news-stand and a clinic.

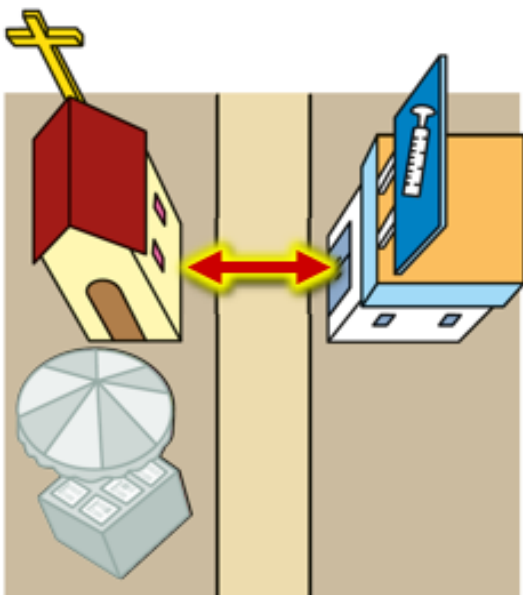
Where?



The church is **next to** the news-stand.



The church and the news-stand are on the same side of the street.



The church is **opposite** the clinic.



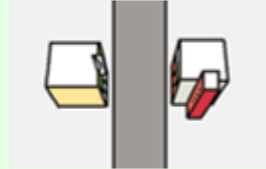
The clinic is on the other side of the street.

Review

The post office is **next to** the fire station.



The post office is **opposite** the fire station.



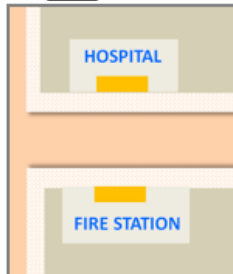
The post office is **on your left**.
The fire station is **on your right**.

Quick Check

1. Which is the correct picture?

The hospital is next to the fire station.

A.



B.



Quick Check

2. Which is the correct picture?

The bakery is on your left.

A.



B.



2b. Go to Longman Plus app.



Finish the assignment "P4 U2 - Grammar 1".

Blacken ● the circles next to the best answers.


(adapted from iLearn@Longman+)

Q1. Look at this photo. We are in the park. Dad is _____.




- A. on my left
- B. on my right
- C. opposite me

Q2. Go straight ahead. Turn left. The train station is _____.



- A. on your right
- B. on your left
- C. next to the post office

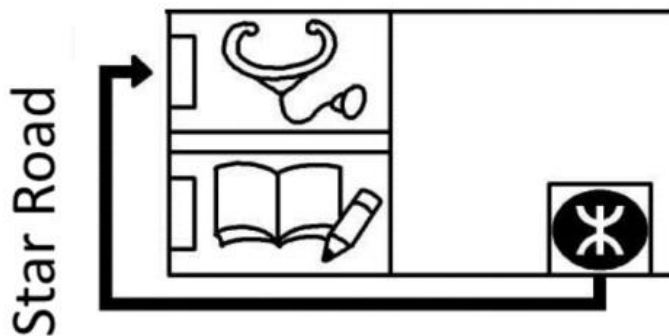
Q3. Go straight ahead. Turn right. The convenience store is _____.



- A. next to the post office
- B. opposite the post office
- C. on your left

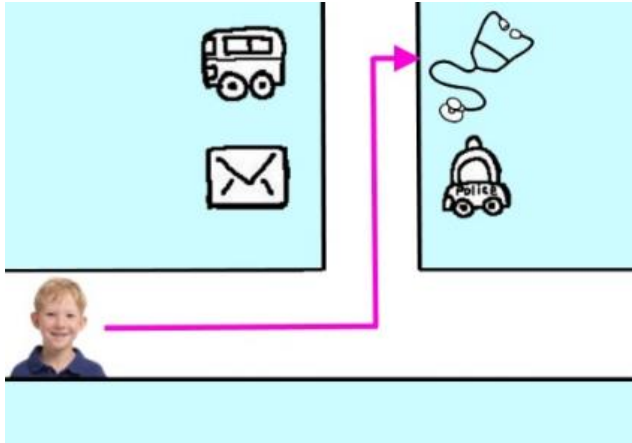
Q4. A: How can I get to the police station?

B: Walk straight ahead. Turn left. It's _____.




- A. opposite the health and beauty store
- B. next to the health and beauty store
- C. on your right

Q5. Walk straight ahead. Turn left. The clinic is _____.



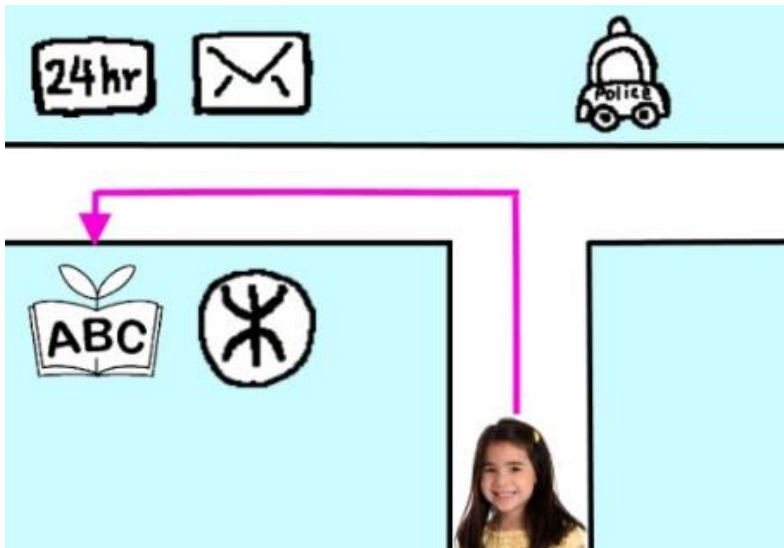
- A. next to the bus stop
- B. next to the police station
- C. opposite the police station

Q6. To get to the bus stop, walk straight ahead and turn left. The bus stop is _____.



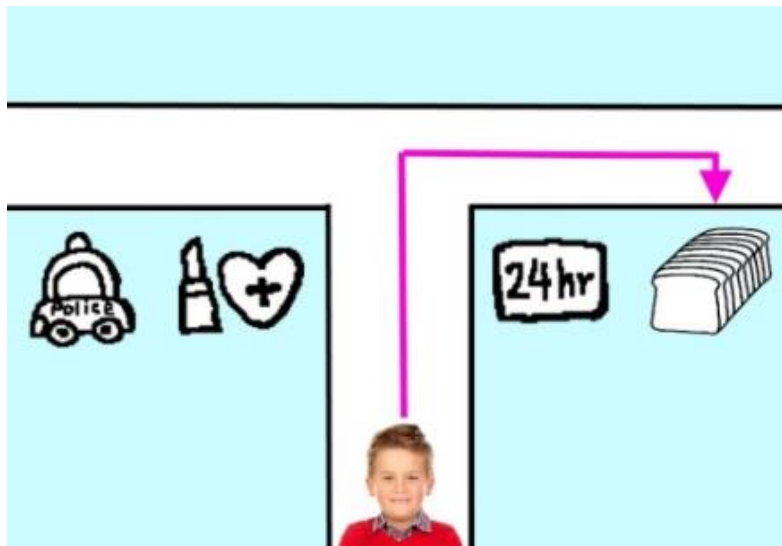
- A. next to the clinic
- B. opposite the clinic
- C. on your right

Q7. Go straight ahead. Turn left. The learning centre is on your left. It is _____.



- A. opposite the convenience store
- B. opposite the train station
- C. next to the convenience store

Q8. Walk straight ahead. Turn right. The bakery is _____.



- A. on your left
- B. on your right
- C. opposite the convenience store

2c. Open your English Book 4B and turn to P. 20, 21. Look at the pictures.

Language focus 1

Where can I find a bank?
 Go out of the hotel.
 Go / Walk straight ahead.
 Turn left / right.

The bank is	on your left / right
	opposite the clinic
	next to the cinema

Talking about directions and locations → p. 16

A Some tourists are asking the receptionist at their hotel for directions. Finish what they say.

2

1 Mr Brown: Excuse me. Where can I find a bank?
 Ms Jones: Go out of the hotel. Go straight ahead. Turn left. The bank is on your ... It's next to ...
 Mr Brown: Thank you.
 Ms Jones: You're welcome.

2 Mrs Hill: Excuse me. Where can I find a bakery?
 Ms Hill: Go ... the hotel. Walk ... ahead. Turn ... The ... is ... It's next to ...
 Mrs Hill: Thank you.
 Ms Hill: No problem.

3 Mr Chen:
 Mrs Lee:
 Mr Green:
 Mrs Crow:

B Listen to some advertisements. Circle and write the correct numbers on the map.

1 Use the map to play a guessing game.

A This place is on Moon Street. It's behind the cafe. You can have a haircut there.
B Is it the school?
A Yes, you're right. / No, make another guess.

2d. Finish My Study Buddy (MSB) 4B P. 22-24. Fill in the blanks.

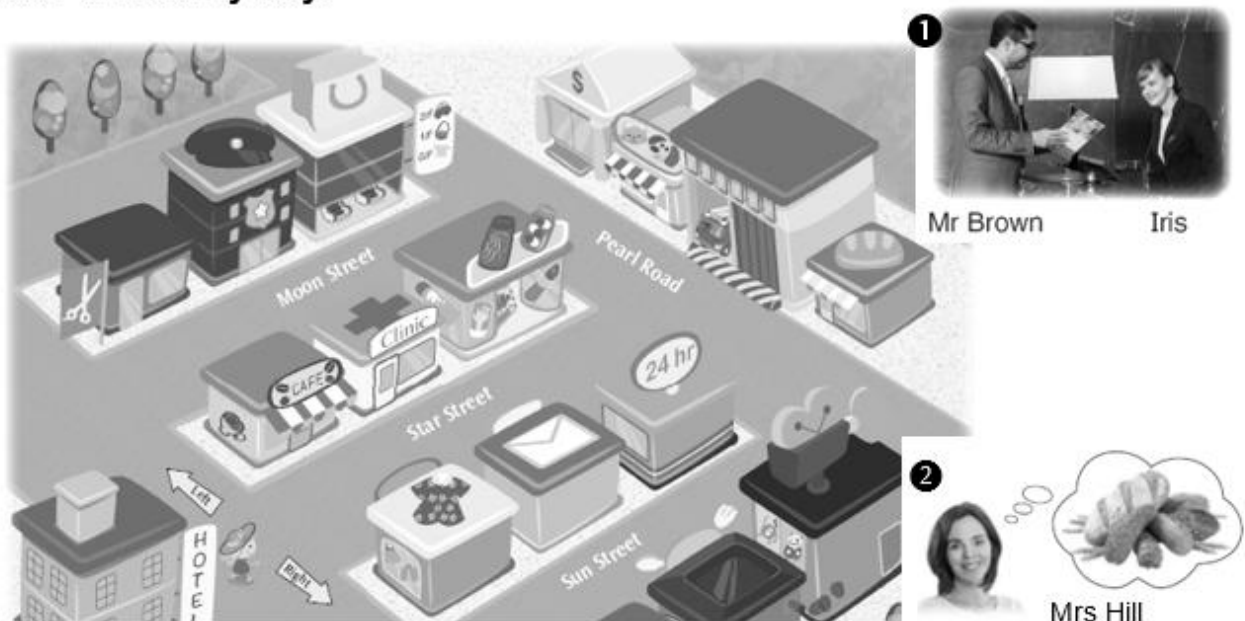
Language focus 1

(Book pp.20-21)

Where can I find a bank?	The bank is	on your left / right.	
Go out of the hotel. Go / Walk straight ahead. Turn left / right.		opposite	the clinic.
		next to	the cinema.

Date: _____

Some tourists are asking the receptionist at their hotel for directions. Finish what they say.



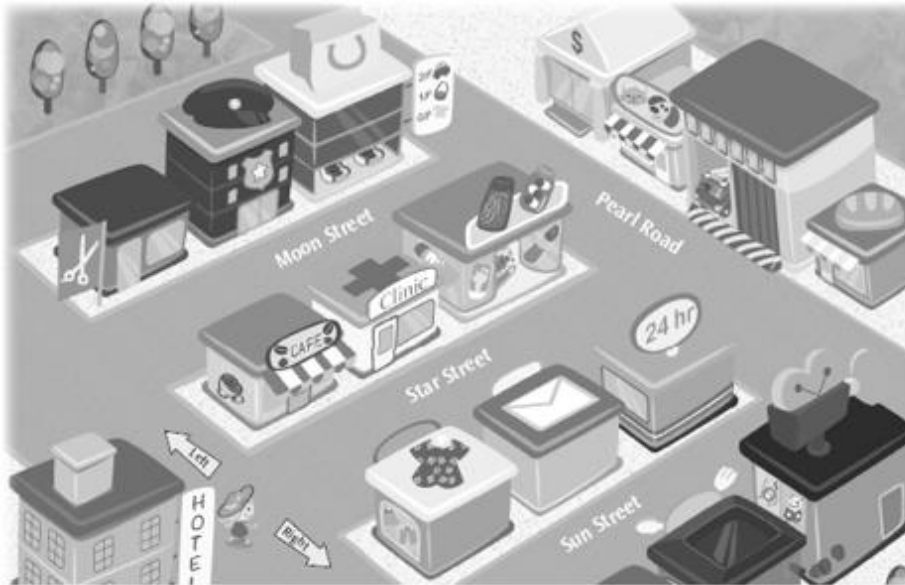
1 Mr Brown: Excuse me. **Where** can I find a bank?

Iris : **Go out of the hotel. Go straight ahead. Turn left.** The bank is on your _____. It's next to _____.

2 Mrs Hill : Excuse me. **Where** can I find a bakery?

Iris : **Go** _____ hotel. **Walk** _____ ahead. **Turn** _____ . The _____ is _____ . It's next to _____ .

Language focus 1 (Book pp.20–21)



3 Mr Chan : Excuse me. _____ ?

Iris : _____

4 Miss Law : Excuse me. _____

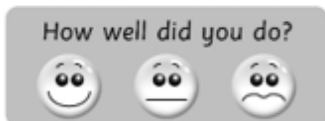
Iris : _____

Language focus 1 (Book pp.20–21)



5 Mr Green : _____
Iris : _____

6 Miss Chow : _____
Iris : _____



2e. Consolidation and extended learning - Now, watch some videos about directions and locations.

1. Prepositions of place

It's fun watching this video!

First, guess what the person is trying to draw.

Bingo! You are right.

But, where is it?

<https://youtu.be/Hk0A-L9aB94>



2. Where is it? - asking the way

There are a lot of examples of "TURN LEFT" and "TURN RIGHT" in the video.

Are you sure if you know clearly about left and right?

Which is your left hand? What about your right hand?

<https://youtu.be/jWY6N9QXmEY>



3. Asking for and giving directions in English

How do we ask for directions politely?

<https://youtu.be/2JFqKRUB2vc>

