

P.3 _____

Name: _____ ()



Fanling Public School

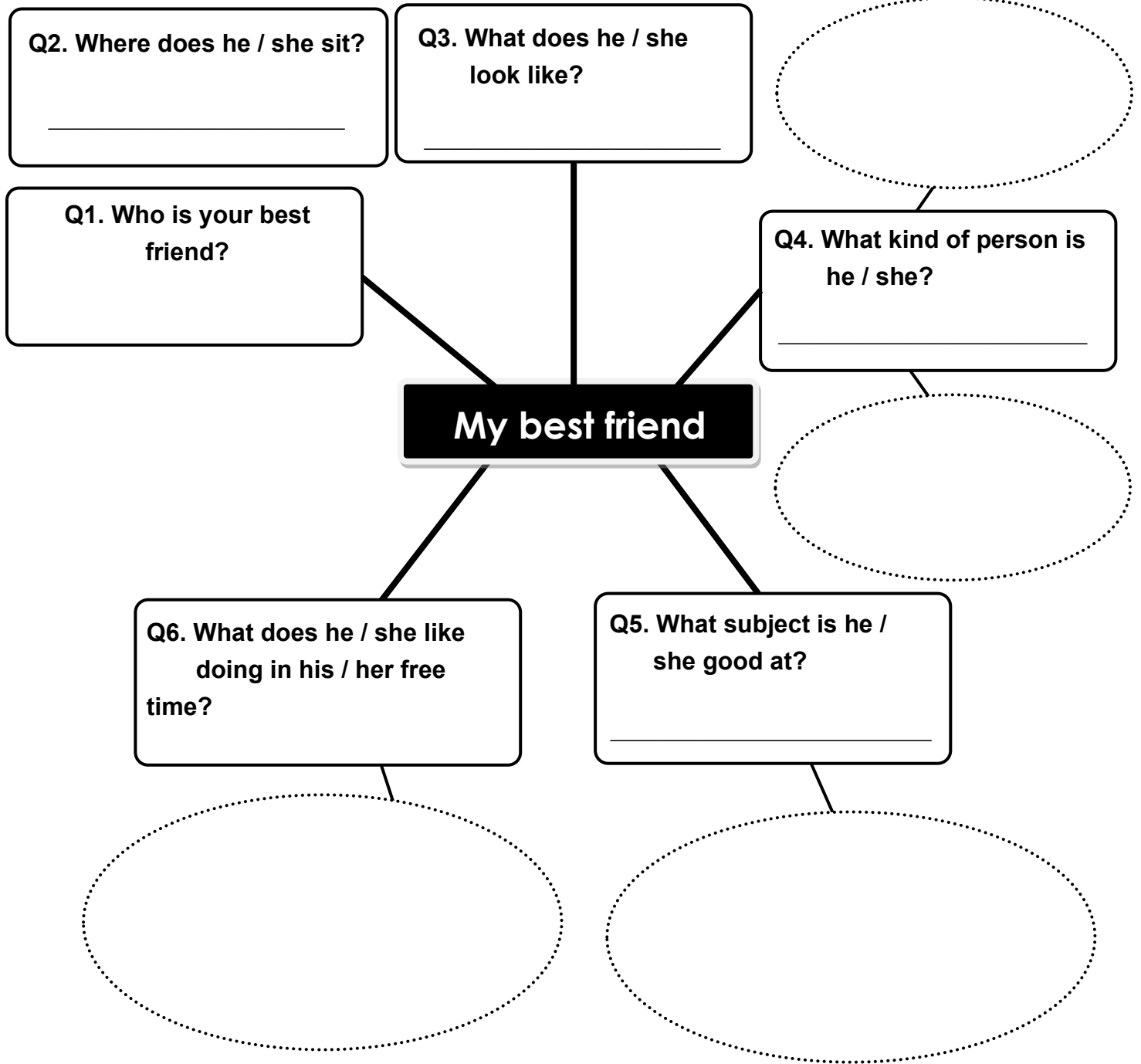
Writing Task

Write about my best friend in class

Checklist: *Check your writing and tick (✓).*

Checking for ourselves	😊	☹️
<ul style="list-style-type: none">I used the correct prepositions to talk about positions. e.g. She sits behind me.		
<ul style="list-style-type: none">I talked about what my best friend is good at. e.g. He is good at singing.		
<ul style="list-style-type: none">I used object pronouns to talk about people. e.g. He always helps us.		
<ul style="list-style-type: none">I used the correct tenses. e.g. She likes playing the piano.		
<ul style="list-style-type: none">I gave examples to support my ideas. e.g. He is helpful. He helps me with my homework.		
<ul style="list-style-type: none">I spelt all the words correctly (checked spellings using the textbook or dictionary). e.g. funny (✓) fanny (x)		

A. Write about your best friend. Use a mind map to organise your ideas. You can find some useful words on the next two pages.



More ideas?

- Q2: Where does he / she sit? Look at p.20 & 82 of the Pupil's Book.

- Q3: What does he / she look like?

ponytail 	curly hair 	straight hair 
glasses 	long face	round face 
long / short neck / arms / legs big / small nose / eyes / mouth		

- Q4: What kind of person is he / she? Look at p.7 of the Pupil's Book. Here are some more ideas.

 brave <i>not scared</i>	 cheerful <i>always smile</i>	 funny <i>make people laugh</i>
 gentle <i>never shout</i>	 talkative <i>like to talk</i>	 generous <i>share with others</i>
 kind <i>take care of others</i>	 smart <i>always get high marks</i>	 shy <i>not talk a lot</i>
 creative <i>have many ideas</i>	 popular <i>many people like him / her</i>	 playful <i>like to play</i>

● **Q5: What subject(s) is he / she good at? Look at p.19 of the Pupil's Book. Here are some ideas you can use.**

- He is good / great / excellent at ...
- She likes / enjoys / loves ...
- He got A / full marks / the highest marks for his ... homework / project / test / exam.
- She won first prize / the gold medal in the ... competition.

● **Q6: What does he / she like doing in his / her free time?**

playing football / basketball / badminton / tennis / table tennis

going to the beach / country park / farm / playground / swimming pool / park

playing computer games / Chinese chess / board games / card games

playing the piano / violin / flute / drums



doing puzzles





making models



shopping

listening to music

● **Here are some other questions you can add in the mind map.**

- What clubs / teams is he / she in? 
- What activities do you like doing with him / her? 
- How many brothers / sisters does he / she have? What are his / her parents' jobs?
- What are his / her favourite things (e.g. food, book, film, season, festival)?

● **Write what you think about your best friend in the conclusion. Here are some useful sentence patterns.**

I think ... is ... / I like ... because ...

- I am glad he / she is my friend. / I am lucky to have ... as my friend.
- ... is a great / wonderful / fantastic friend!

B. Now write about your best friend using the mind map in Step 1.

My best friend

My best friend is _____ . _____

Introduction:

Write about Q1 to Q3 here.

Character:

Write about Q4 here.

Strengths:

Write about Q5 here.

Extra Information:

Write about Q6 here.

Conclusion:

What do you think about your best friend?

P. 3 _____ Name: _____ () _____ Date: _____

Writing Task –Write about my best friend in class

Corrections

A large rectangular box containing 20 horizontal lines for writing.